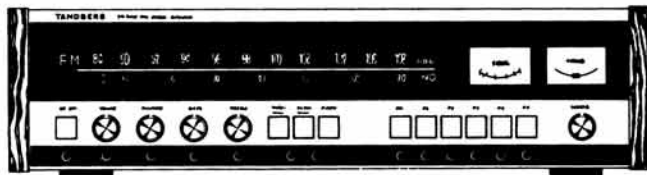


TANDBERG

TR 2025

Technical data



AUDIO SECTION

***POWER OUTPUT:** Average continuous sinewave power is 27 watts minimum RMS per channel, both channels driven into 8 ohms load, from 20 Hz to 20 kHz with no more than 0.15 % total harmonic distortion from 1/4 watt to 27 watts as specified herein.

Power output DIN 45500: 2 x 40 watts

Power output: 2 x 38 watts
continuous, both channels driven into 4 ohms load at 1 kHz, 0.15% distortion.

Power output: 2 x 30 watts
continuous, both channels driven into 8 ohms load at 1 kHz, 0.1% distortion.

Load impedance: 4–16 ohms

***TOTAL HARMONIC DISTORTION:** Maximum 0.15% at any power from 1/4 watt up to rated power in 8 ohms load.

Intermodulation, IHF and DIN 45500: Less than 0.15%

Damping factor at 20–20,000 Hz: 50 at 8 ohms

Frequency response: 8–50,000 Hz
Overall linear input at –1.5 dB

Bass control range: ± 15 dB at 50 Hz

Bass loudness: +9 dB 50 Hz

Treble control range: ± 15 dB at 10,000 Hz

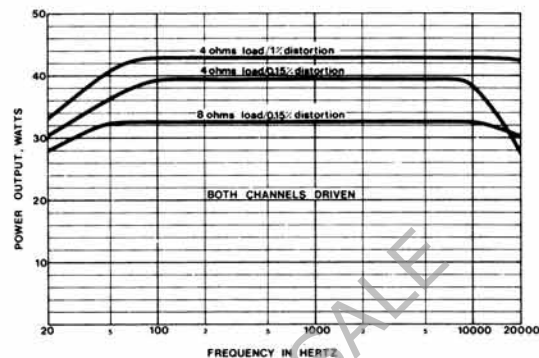
Treble loudness: +3 dB at 10,000 Hz

LOW filter: – 3 dB at 70 Hz
(– 12 dB/octave)

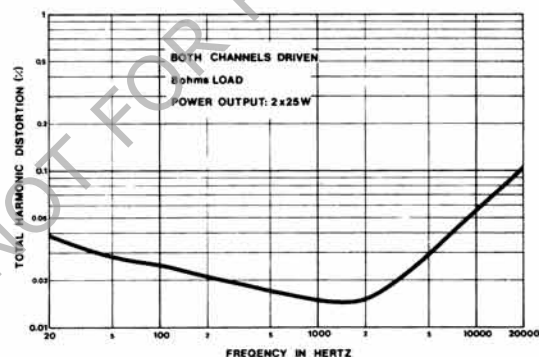
HIGH filter: – 3 dB at 8,000 Hz
(– 12 dB/octave)

Channel separation: Tape: 60 dB
Phono: 60 dB

Signal/hum and noise ratio, IHF: Tape 1: 82 dB
(input signal 170 mV)
Tape 2: 82 dB
(input signal 170 mV)
Phono: 66 dB
(input signal 2.3 mV)
Phono: 76 dB
(input signal 10 mV)
Volume at minimum: 86 dB



POWER OUTPUT VERSUS FREQUENCY



DISTORTION VERSUS FREQUENCY

Signal/hum and noise ratio, IHF: reference, max. output, into 8 ohms load, shorted input, A-network used.

Tape 1: 94 dB
(input signal 170 mV)
Tape 2: 94 dB
(input signal 170 mV)
Phono: 75 dB
(input signal 2.3 mV)
Phono: 86 dB
(input signal 10 mV)
Volume at minimum: 95 dB

Signal/hum and noise ratio, DIN 45500: reference 50 mW, 8 ohms

Tape 1: 61 dB
(input signal 170 mV)
Tape 2: 61 dB
(input signal 170 mV)
Phono: 60 dB
(input signal 2.3 mV)
Phono: 62 dB
(input signal 10 mV)

Sensitivity: at maximum power output, in 8 ohms load

Tape 1: 170 mV
(input imp. 15–27 k ohms)
Tape 2: 170 mV
(input imp. 15–27 k ohms)
Phono: 2.3 mV
(input imp. 47 k ohms)

Maximum input signals: 0.15% distortion at 1 kHz

Tape 1: 35 V
Tape 2: 35 V
Phono: 60 mV

Output of TAPE socket: unloaded

250 mV
(output imp. 33 k ohms)

US Models:

800 mV
(output imp. 4 k ohms)

Output from PHONES: unloaded

Max. 16 V
(output imp. 150 ohms)

*Measured according to FTC rules.

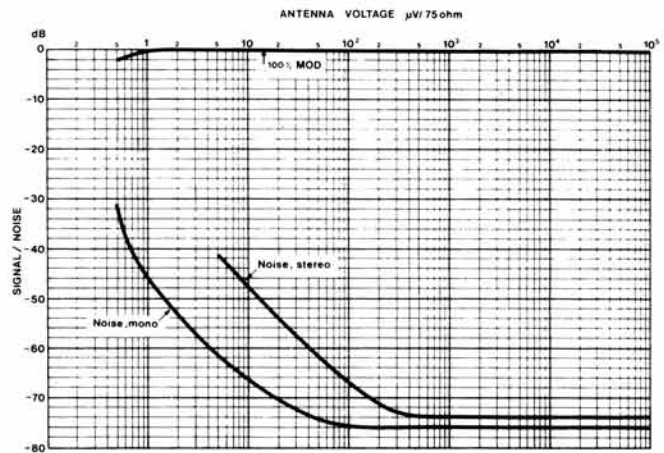
FM SECTION

Specifications according to IHF-T-200, 1975 (IEEE std. 185, 1975)

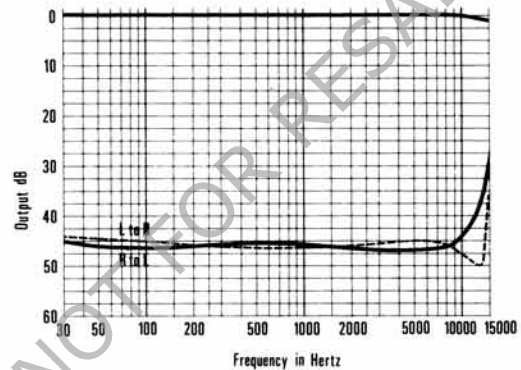
Tuning range:	87.5–108 MHz
Usable sensitivity:	MONO: 2.0 μ V/300 ohms (11.2 dBf)
50 dB quieting sensitivity:	MONO: 3.5 μ V/300 ohms (16.2 dBf) STEREO: 40 μ V/300 ohms (37.3 dBf)
Signal-to-noise ratio at 65 dBf (1 mV/300 ohms):	MONO: 72 dB STEREO: 70 dB
Muting threshold: Muting hysteresis, 6 dB	MONO: 6 μ V/300 ohms (20.8 dBf)
Stereo threshold: Stereo hysteresis, 8 dB	15 μ V/300 ohms (28.8 dBf)
Frequency response: 30 Hz–15 kHz	MONO: +1, –2 dB STEREO: +1, –2 dB
Distortion at 50 dB quieting:	MONO: 0.6% STEREO: 0.9%
Distortion at 65 dBf: (1 mV/300 ohms)	MONO: 0.4% STEREO: 0.5%
Capture ratio: Selectively measured.	1.5 dB
Adjacent channel selectivity: Dynamic	10 dB at \pm 200 kHz
Alternate channel selectivity: Dynamic	75 dB at \pm 400 kHz
Spurious response ratio:	Greater than 95 dB
Image response ratio:	Greater than 70 dB
IF response ratio (balanced):	Greater than 95 dB
AM suppression ratio:	Greater than 65 dB
Stereo separation: at 100 Hz–10 kHz (selectively measured).	Greater than 40 dB
Subcarrier product ratio:	52 dB
19 kHz suppression:	55 dB
38 kHz suppression:	55 dB

Specifications according to DIN 45301 and DIN 45500

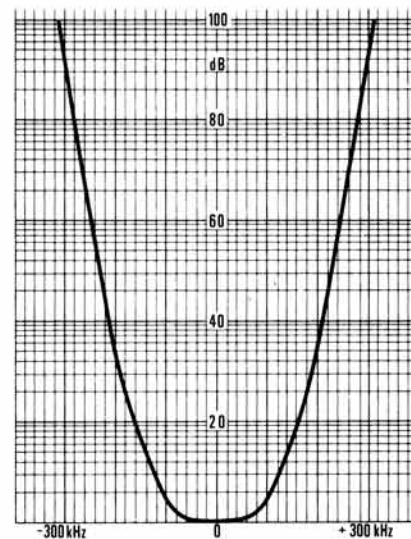
Sensitivity mono, DIN 45301: at 26 dB signal/noise, RMS, dev. \pm 22.5 kHz.	1.6 μ V/300 ohms
Sensitivity stereo, DIN 45500: at 46 dB signal/noise, RMS, dev. \pm 40 kHz.	40 μ V/300 ohms
Signal/noise, Weighted, DIN 45500: quasi-peak, dev. \pm 40 kHz	MONO: 62 dB STEREO: 60 dB
Signal/noise, Unweighted, DIN 45500: RMS, dev. \pm 40 kHz.	MONO: 65 dB STEREO: 63 dB
Selectivity: carrier down	80 dB at \pm 300 kHz
Total harmonic distortion: dev. \pm 40 kHz.	MONO: 0.2% STEREO: 0.4%



FM SENSITIVITY CURVES
FOR MONO AND STEREO



FREQUENCY RESPONSE AND SEPARATION
VERSUS FREQUENCY



FM SELECTIVITY

GENERAL

AC Power Requirement:	120/220/240 V, 50/60 Hz
AC Power consumption:	190 W (full power) 45 W (no signal)
Dimensions:	Width: 20 1/8" (51 cm) Height: 5 5/8" (14.5 cm) Depth: 12 5/8" + knobs 13/16" (32 cm + 2.1 cm)
Weight:	18 lbs (8.3 kg)